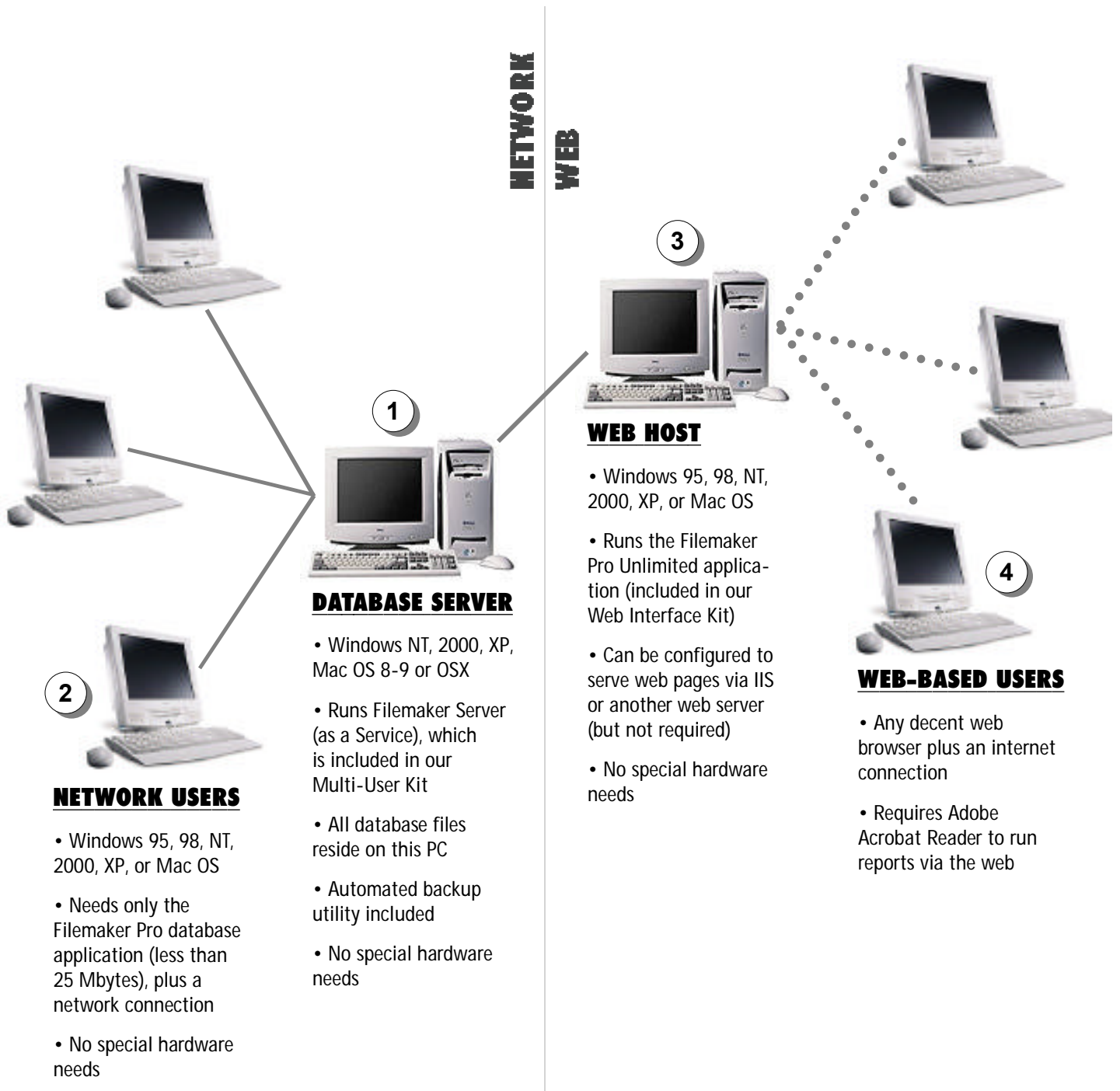


Facility Wizards software can be installed on a stand-alone PC, or it can be set up for fast access by several users at the same time. These can be users on the local network (LAN), a wide-area network (WAN), or on the web via basic web browsers. Below is an illustration of the basic requirements. If you're not installing the Web Interface Kit, you'll only need what's shown on the left side.

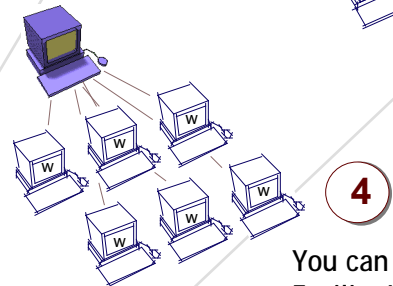
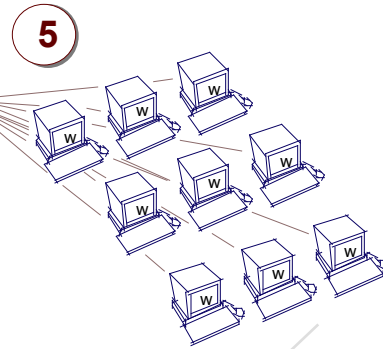


Facility Wizards
*Relax. We've Just
 Made Your Job Easier.*

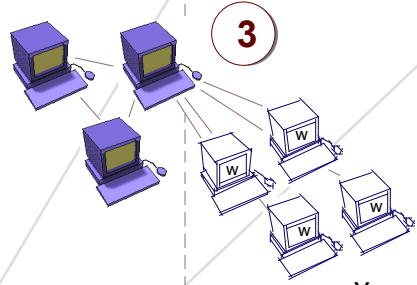
Facility Wizards offers 5 very different and powerful ways to take advantage of our simple and intuitive software tools.

Whether it's one of our off-the-shelf modules, or a customized solution, we believe in letting you choose the implementation strategy that best fits how your team works within your organization.

You can eliminate many IS challenges by subscribing to our WIZWEBWARE.COM web-based software service

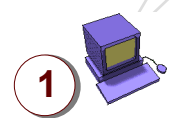
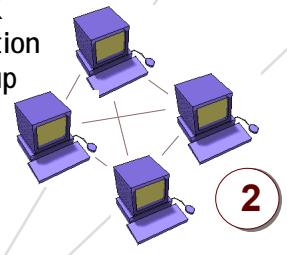


You can setup a custom Facility Wizards solution on your own servers for access via the WEB or INTRANET



You can choose the best of both worlds -- having NETWORK PLUS WEB Access to your software solution

You can purchase a SMALL NETWORK client-server solution for your workgroup



You can buy Facility Wizards software for installation on a STAND-ALONE PC

← LAN — WEB →

Facility Wizards

Relax. We've Just Made Your Job Easier.

How to install FileMaker Pro and configure it to serve Facility Wizards software using Terminal Server® or CITRIX®..

FileMaker Server and Terminal Server Clients (see figure 1) :

Using FileMaker Pro with Terminal Server consists of 3 main parts. (see fig 1)

A computer hosting Facility Wizards software using FileMaker Server. (S)

A Terminal Server (T) with client accounts all having FileMaker Pro and connecting to FileMaker Pro Server.

Terminal Server clients accessing the server via LAN(L) WAN(W) or dial-up (D) connections.

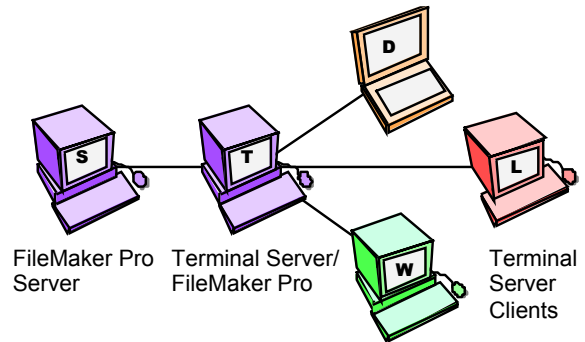


Figure 1) Three parts to a Terminal Server configuration... FileMaker Pro Server (S), Terminal Server (T) and Clients over LAN(L) WAN(W) or Dial-up(D).

Accessing Facility Wizards software using Terminal Server is very straightforward. A computer will be setup as the database server running FileMaker Server. The Terminal Server accounts will all require individual copies of the FileMaker Pro application and connect to the FileMaker Server computer over TCP/IP.

Install the Software :

Install and configure FileMaker Server on the appropriate computer along with your Facility Wizards software solution. For the Terminal Server clients, each login account should have FileMaker Pro installed and configured to support TCP/IP. An "opener" file needs to be created and placed on all client accounts that will be accessing FileMaker Pro server. Contact Facility Wizards for the simple steps in setting this up. The file needs to be configured to open the Facility Wizards software from a specified IP address locally. We'll be glad to assist you if needed.

Running the Software :

After logging in to the Terminal Server, a client only has to double click on the "opener" file to open FileMaker Pro and connect up to your Facility Wizards software.

For More Information :

Please visit:
<http://www.filemaker.com/it/w>